

3D Liquid Silicone LED Therapy Mask

Scan for multilingual user manual




User Manual



Please read this user manual carefully before starting and keep it properly for future reference. Before using this product for the first time, perform a light sensitivity test.
Refer to the instructions for more details.



BEAUTY
TECH



Contents

1. Product Description
2. Usage Modes
3. Product Controller
4. How to Use
5. Specifications
6. Safety Precautions
7. Warnings

1. Product Description

The liquid silicone LED light therapy facial mask is a rechargeable at-home LED photon device for skin rejuvenation and enhancement. The outer structure of this product is made of medical-grade liquid silicone, making it practical, comfortable, and easy to use. The adjustable buckle allows it to fit various face shapes and conform to the entire face, ensuring an ergonomic fit and better LED light exposure across the full facial surface. This improves both comfort and effectiveness, especially in hard-to-reach areas.

It is lightweight and portable, equipped with a total of 93 high-quality LED lights, containing 279 chips in total.

Each LED emits 3 different wavelengths:

- Blue light: 415 nm
- Red light: 633 nm
- Near-infrared light: 850 nm
- Deep infrared light: 1072 nm

These can be adjusted via the controller to emit 3 different energy levels. Based on phototherapy theory, the light waves emitted by this device penetrate the skin more effectively, stimulating collagen and elastin production, promoting cell regeneration, and achieving a skin rejuvenation effect.

The device offers **2 usage modes**, each with a **preset time of 10 minutes**.

Included:



Controller



Eye protectors




Storage bag



Type-C cable



User manual



Adjustable strap



2. Usage Modes

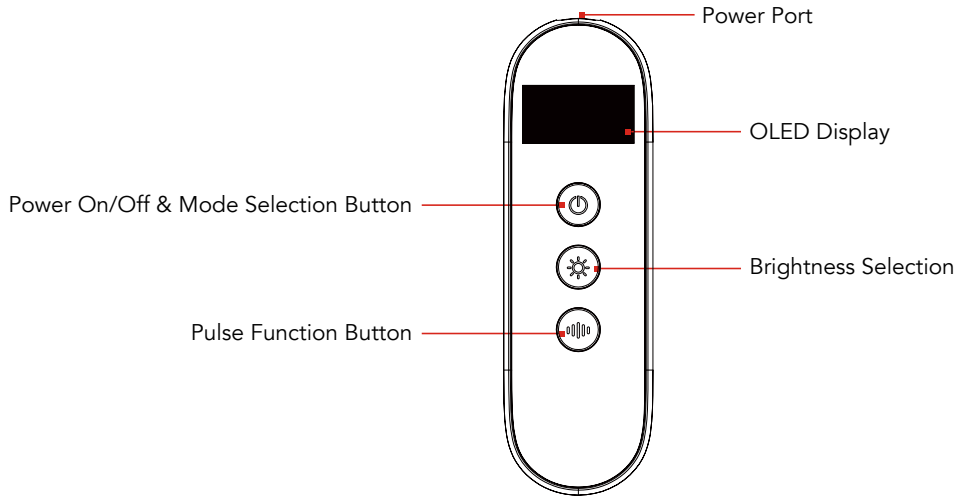


Mode 1: 630nm + 850nm + 1072nm



Mode 2: 415nm+850nm+1072nm

3. Product Controller



4. How to Use

- Power button: Press and hold for about 3 seconds to turn the device on; the light will activate.
- Brightness selection: Briefly press to adjust and switch between the 3 energy levels: 50%, 75%, and 100%.
- Timer: Each mode has a preset timer of 10 minutes once selected.
- Mode selection: Press the power button again after the light is on to choose between the two modes.
- Pulse selection: Press the pulse function button in any mode.

5. Specifications

Safety Instructions and Usage



Warning: Do not use this product if any of the following conditions apply:

- You are pregnant, planning to become pregnant, or breastfeeding.
- You are light-sensitive or taking medications that may cause photosensitivity.
- You suffer from hereditary conditions related to the eyes or skin (e.g., lupus erythematosus, photosensitive eczema, albinism, etc.).

6. Safety Precautions

Step 1: Initial Test on Arm

- Place the device on your arm.
- Turn on the switch and let it irradiate for 10 minutes.
- If redness, itching, or any reaction occurs, it may indicate photosensitive skin. In this case, stop using and consult a dermatologist before resuming.

Step 2: Preparation Before Facial Use

- Thoroughly wash and dry your face.
- Make sure there is no makeup or cosmetic products on the skin, as they may contain photosensitive ingredients that affect treatment effectiveness.

Step 3: Normal Reactions and Warning Signs

- After use, slight redness may appear on the skin—this is normal and should disappear within 1 to 2 hours.
- If you experience intense burning or discomfort during use, stop immediately.

Step 4: Recommended Frequency and Duration

- Recommended use: 3 to 4 times per week.
- Each session should last 10 to 20 minutes.

7. Warnings

- Follow the correct usage instructions strictly. Improper use may cause device malfunction or unexpected accidents.
- Do not use this product for any condition other than those specified.
- Pregnant or breastfeeding women and children should not use this product.
- If the user has physical, sensory, or mental disabilities, or is undergoing treatment for dermatological conditions (including onset stages such as lupus erythematosus, photosensitive eczema, or albinism), the use of this product is not recommended. If necessary, it should be used only under the supervision of a responsible person or a dermatologist.
- If you suffer from photosensitivity disorders, do not use this product, as it may cause severe skin reactions.
- Do not use on the same day that you apply cosmetic products containing photosensitive ingredients.
- Protect your eyes during use: properly wear the eye protectors and keep your eyes closed. If you have any genetic eye diseases, do not use a light-based facial mask.
- If you feel any discomfort during use, stop using it immediately.
- This product is not waterproof. Do not submerge or rinse it with water. If it comes into contact with water, do not use it.
- Do not use on babies or children; keep it out of their reach.
- If any part is damaged, do not use the product.
- This product is for daily personal use only. Do not disassemble, modify, or repair it without authorization.